

# Schedule Wallpaper Changes

---



DISPLAYFUSION



BINARYFORTRESS

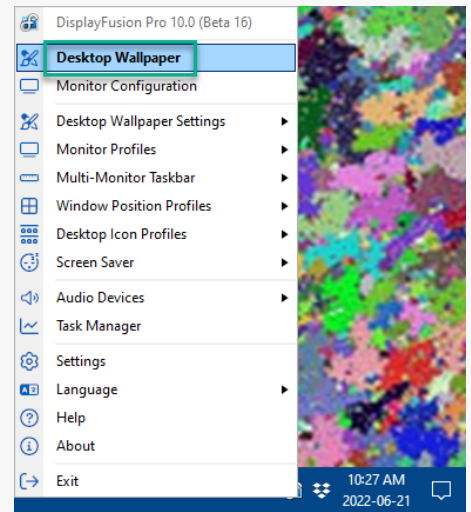
# Scheduling Wallpaper Changes

When you've created multiple wallpaper profiles, you can associate them with monitor profiles, but you can also schedule times/events for their application. Follow the directions here to schedule your wallpaper profiles.

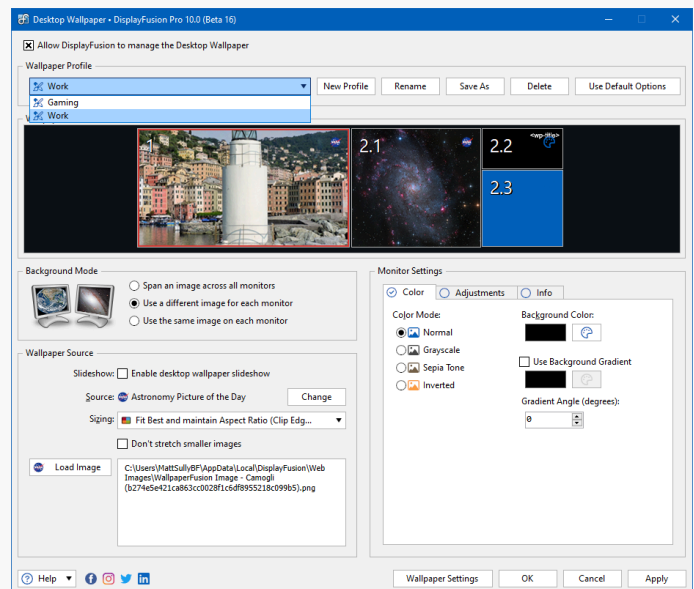
For best use of this option, two or more Wallpaper Profiles are needed.

## Confirm or Configure Multiple Wallpaper Profiles

- Right-click the DisplayFusion tray icon and click "Desktop Wallpaper." *You can also access this via the Options tab in Settings.*



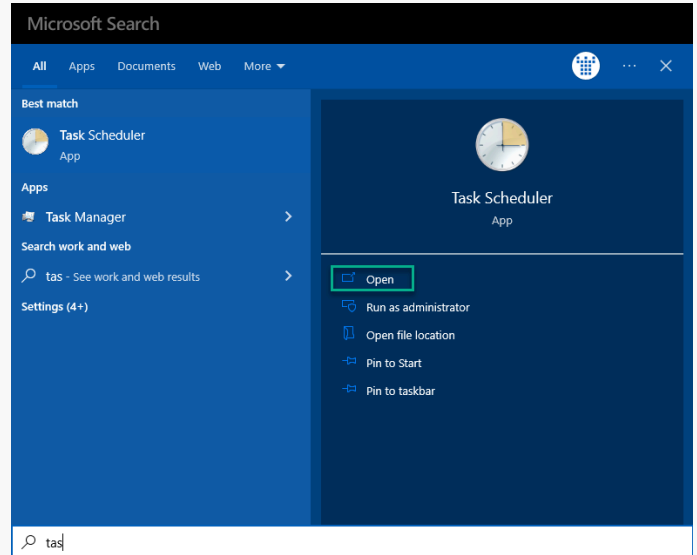
- Click the Wallpaper Profile dropdown.



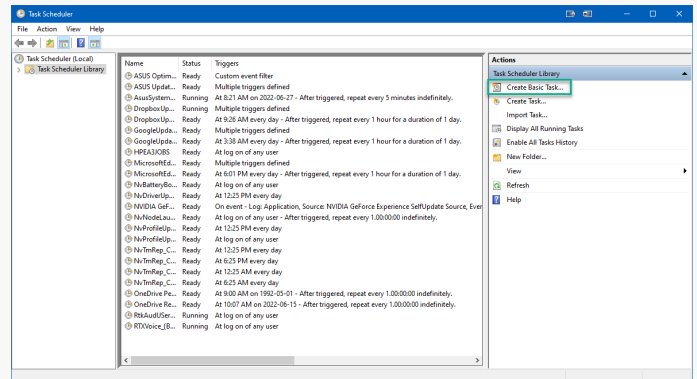
If you have two or more Wallpaper Profiles, continue to the directions below. Otherwise, create additional profiles before continuing.

## Configure the Task Scheduler

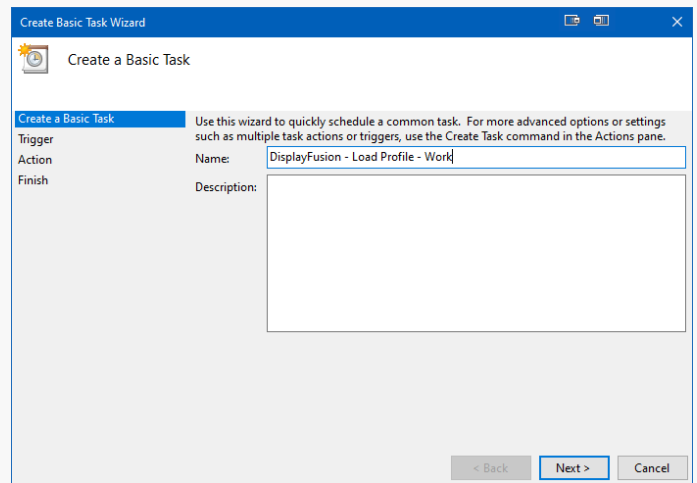
- On your computer, open the Windows Task Scheduler.



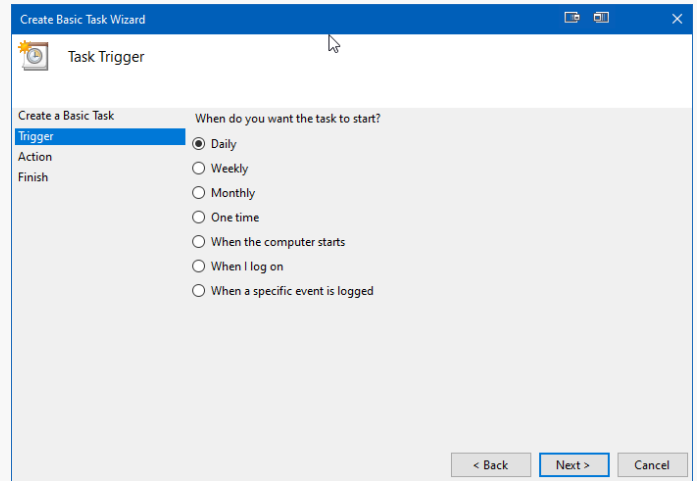
- Click "Task Scheduler Library" in the left pane, then "Create Basic Task..." in the right pane.



- In the wizard, enter a name for the task (For example: "DisplayFusion - Load Profile - Work"), then click "Next."

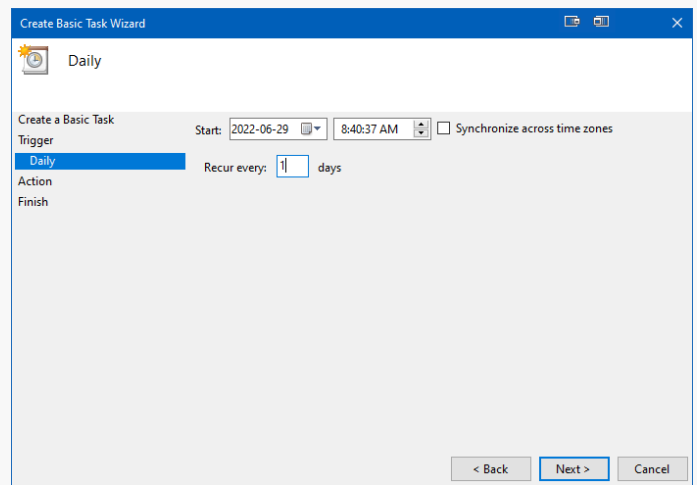


- Select when you want the task to run, then click "Next."  
(For example: If you want to load the Sunrise profile every morning, choose "Daily.")

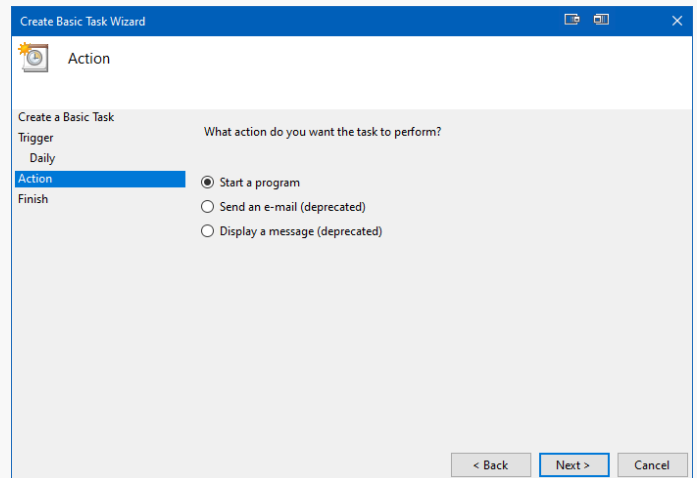


- Choose the time you want the task to run, then click "Next." (For example: 8:40AM)

Other options will alter or remove this step.



- In the Action step, choose "Start a program," then click "Next."



- In the "Program/Script" text box, enter the full path to DisplayFusionCommand.exe. (For example:  
"C:\Program Files  
(x86)\DisplayFusion\DisplayFusionCommand.exe")

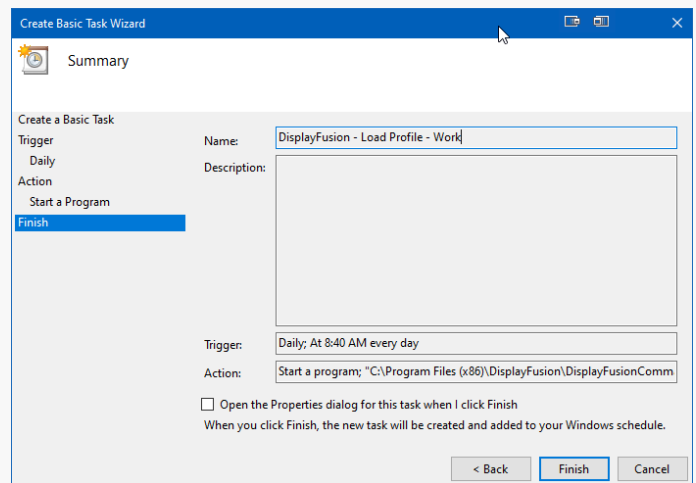
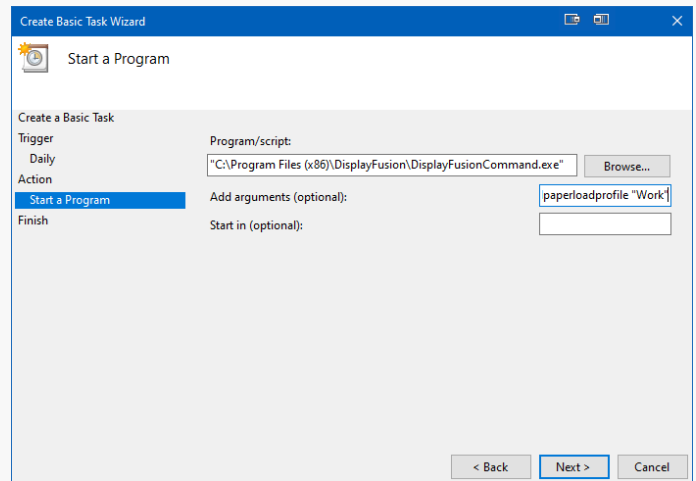
In the "Add arguments" text box, enter

`-wallpaperloadprofile "Profile Name"` then click

"Next." (For example: "

`-wallpaperloadprofile "Work"`")

- Review your settings, then click "Finish."



To schedule additional Wallpaper Profiles, repeat the steps above. To schedule a Wallpaper Profile at random, see this guide: [Randomly Load a Wallpaper Profile](#)

# About DisplayFusion

DisplayFusion gives users power and precision over their multi-monitor setup, with automation and customization options to create the perfect displays, every time.

To learn more about DisplayFusion, visit: <https://www.displayfusion.com>

# About Binary Fortress Software

Binary Fortress has spent 19 years in pursuit of one goal: create software to make life easier. Our software ranges from display management and system enhancement utilities to monitoring tools and digital signage. IT administrators, professional gamers, coffee-shop owners, and MSPs all rely on Binary Fortress to make their days better, and their lives easier.

Copyright © 2007-2026 Binary Fortress Software, all rights reserved.  
The Binary Fortress logo is a trademark of Binary Fortress Software.  
The DisplayFusion logo is a trademark of Binary Fortress Software.

Binary Fortress Software  
1000 Innovation Drive, Suite 500  
Kanata, Ontario, Canada  
K2K3E7  
<https://www.binaryfortress.com>